

# PROCESS TO CREATE

IDEAS LOGIN

---



Step 1. Click on "Register Online for IDeAS", placed on left side of the screen

https://eservices.nsdl.com/

NSDL e-SERVICES

File Edit View Favorites Tools Help

**NSDL**

**e - SERVICES**

**Direct Registration for IDeAS facility**

DP ID\* IN

Client ID\*

Mobile Number\*

Verification Code\* 256762

Play Audio

(Enter Text from Image)

Submit Reset

\* Mandatory fields

Best viewed on Internet Explorer version 6.0, 7.0 and 8.0

https://eservices.nsdl.com/SecureWeb/IdeasDirectReg.jsp

100%

NSDL e-SERVICES - In... Document1 - Word ENG 03:39

Step 2. Fill in the required details & click on "Submit" to register for IDeAS Facility

https://eservices.nsdl.com/

NSDL e-SERVICES

File Edit View Favorites Tools Help

**NSDL** **e - SERVICES**

**Direct Registration for IDeAS facility - Authorization**

Please select any one of the following options for verification of demat Account

Option 1  Bank Account No.

# Bank Account No.(Last 4 digits)

# Bank Account No. captured in the demat Account

Option 2  One Time Password(OTP)

Enter OTP

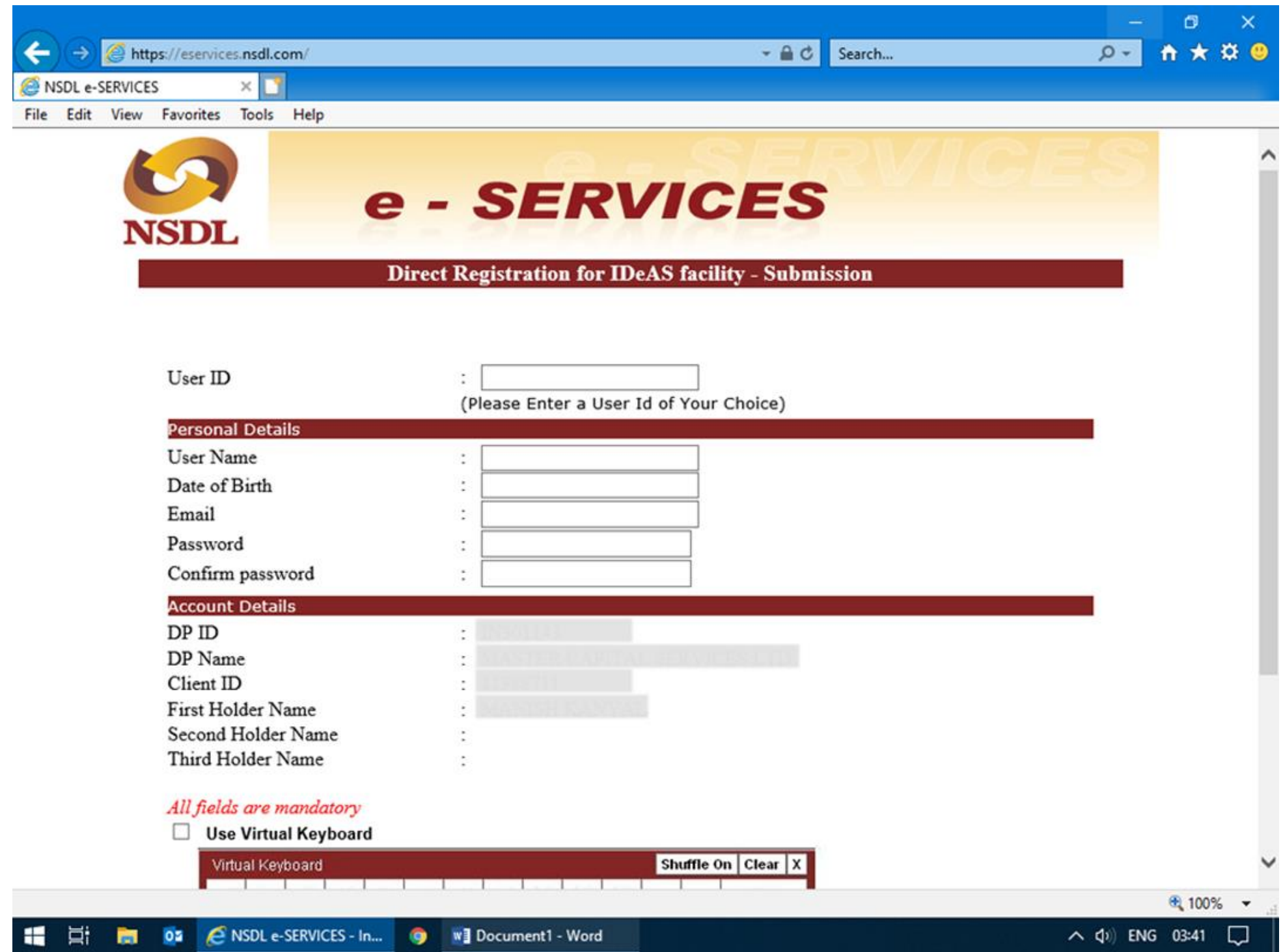
https://eservices.nsdl.com/SecureWeb/ideasDirectRegFirstAuthentication.do

NSDL e-SERVICES - In... Document1 - Word

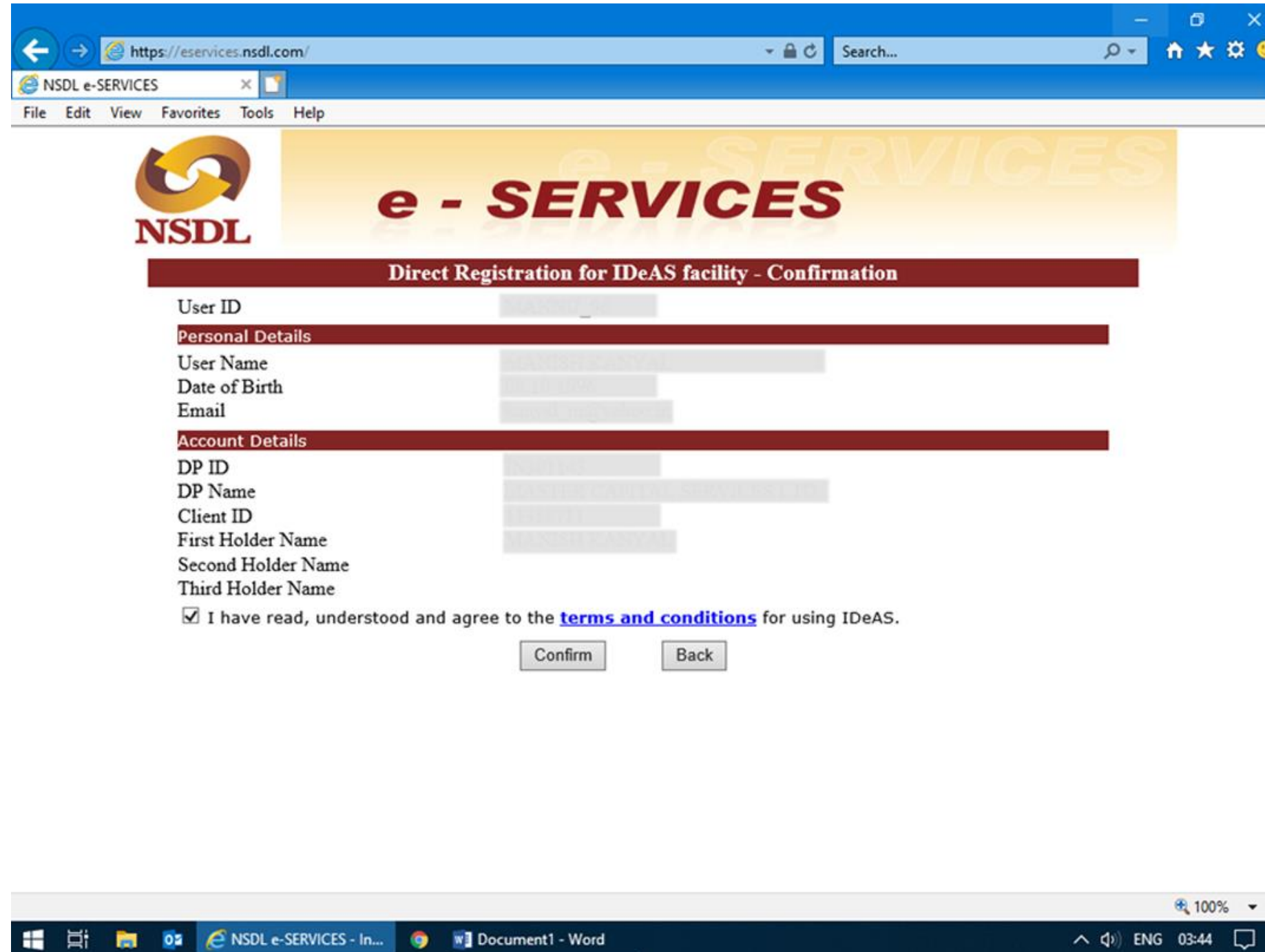
100% ENG 03:40

Step 3. Select from the above mentioned options to verify the Demat Account. Then, click on "Submit"

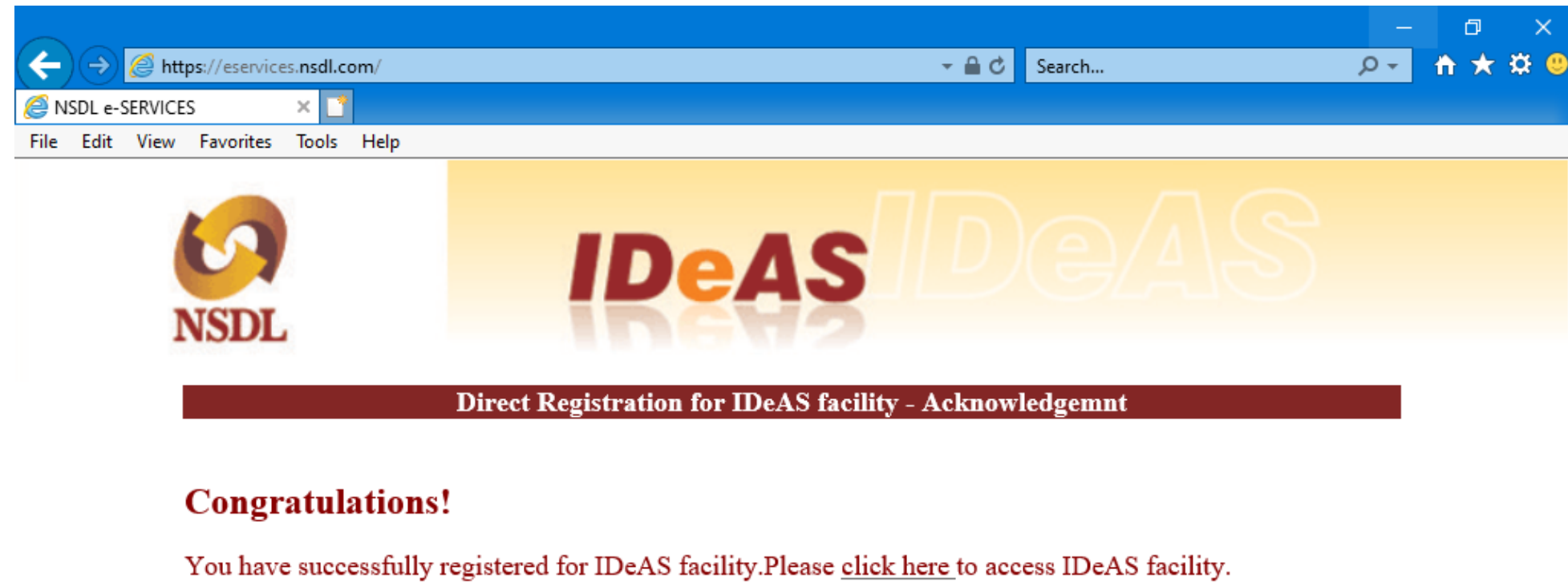
Incase of option 2, the OTP will be sent to your registered mobile number



Step 4. Enter the required details for Submission



Step 5. Once you agree to the terms and conditions by clicking on the check box, select "Confirm" button to successfully register.



Step 6. You have successfully registered. Select "Click here" to access IDeAS facility

https://eservices.nsd.com/

NSDL e-SERVICES

File Edit View Favorites Tools Help

NSDL

IDeAS IDeAS

Existing users

User Id

Password

Use Certificate

Use Virtual Keyboard

Log-in

Forgot User Id? Forgot Password?

Virtual Keyboard Shuffle On Clear X

`	1	2	3	4	5	6	7	8	9	0	-	=	Bksp
Tab	q	w	e	r	t	y	u	i	o	p	[	]	\
Caps	a	s	d	f	g	h	j	k	l	;	'	Enter	
Shift	z	x	c	v	b	n	m	,	.	/	Shift		

**Entrust Secured**

**Note :** Smart Card Users should log-in with their User Id, select the "Use Certificate" option and click on Login button

**NEW** Now you can download NSDL Mobile App and view latest balances available in your demat account. [Click Here](#) to know more about NSDL Mobile App.

**Note :** All Users are hereby requested to note that the application will not support Internet Explorer Version 8.0 and lower from 15th June 2019. All Users who are using Internet Explorer Version 8.0 and lower are requested to upgrade the Internet Explorer Version 11.0.

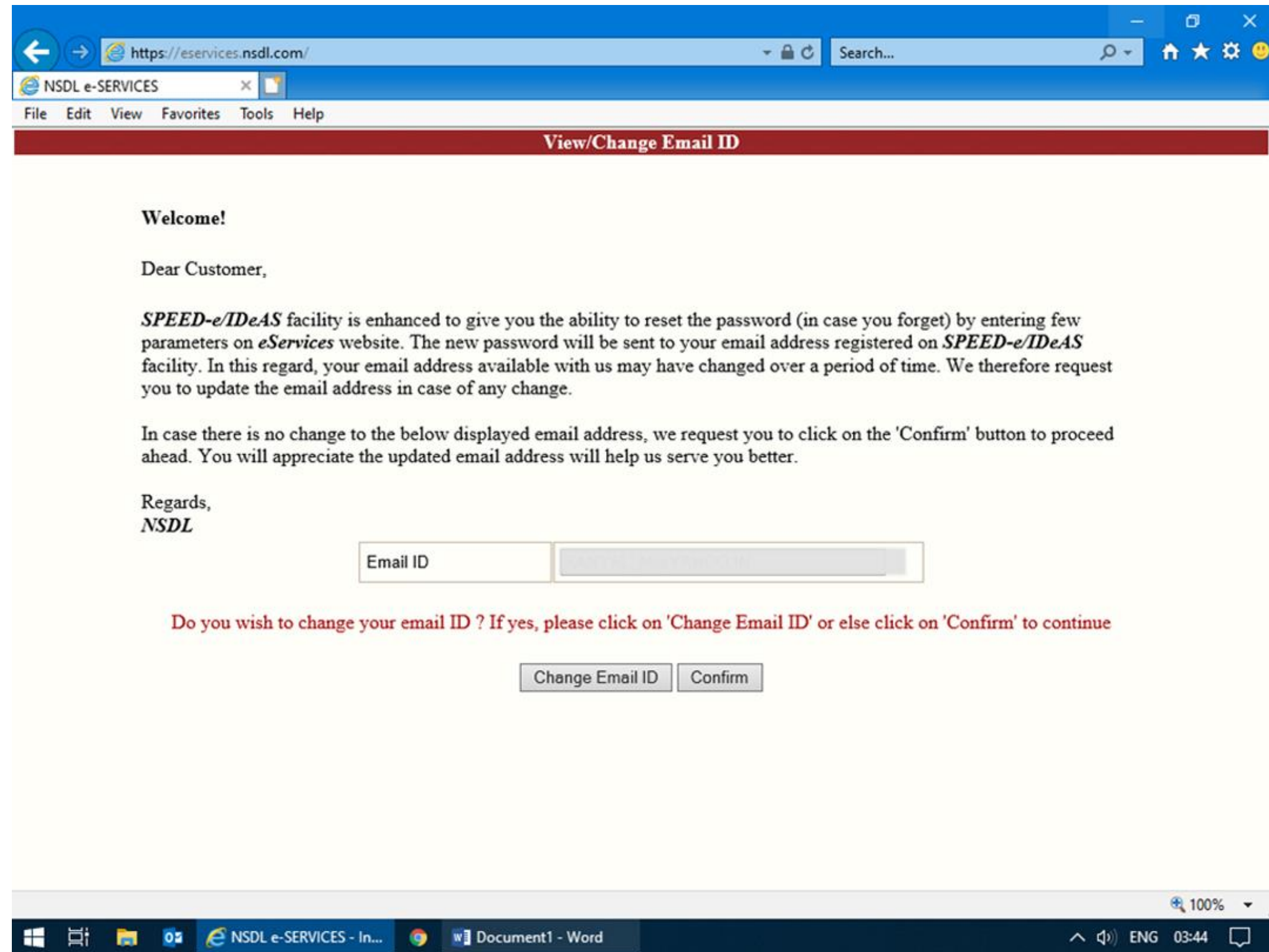
**DISCLAIMER** All information provided in SPEED-e is obtained by NSDL from sources believed to be accurate and reliable. [read more...](#)

100%

NSDL e-SERVICES - In... Document1 - Word ENG 03:47

Step 7. Login to your account using the "User ID" & "Password" that you have set





Step 8. "Confirm" your email ID. Incase of any changes, update your mail ID in the given text box